







CORPS CREUX

Tableau des perçages à effectuer (en mm)

Position des trous d'évents

Sections

						
15	15	20 x 10	8	nc	nc	
20	20	30 x 15	10	nc	nc	
30	30	40 x 20	12	10	nc	
40	40	50 x 30	14	12	nc	
50	50	60 x 40	16	12	10	
60	60	80 x 40	20	12	10	
80	80	100 x 60	20	16	12	
100	100	120 x 80	25	20	12	
120	120	160 x 80	30	25	20	
160	160	200 x 120	40	25	20	
200	200	260 x 140	50	30	25	